

SmallRig



HawkLock H21 Monitor Support for DJI Stabilizers

Operating Instruction

SmallRig "HawkLock" H21 Monitor Support for DJI Stabilizers 4637 is crafted to seamlessly integrate with DJI RS 2 / RSC 2 / RS3 / RS 3 Pro / RS 3 mini / RS 4 / RS 4 Pro / RS 4 Mini stabilizers. Tailored for expanding your stabilizer capabilities, this monitor support accommodates a range of photography equipment, including monitors, lights, microphones, image transmitters, and action cameras.

The quick release NATO Rail allows for swift assembly and disassembly of the support. The top of the support features three 1/4"-20 threaded holes to facilitate the attachment of the Magic Arm (ID 4194) for connecting action cameras or image transmitters.

Additionally, a cold shoe mount on the top allows for the seamless connection of sound receivers, microphones, lights, and other essential accessories.

Adjust the tilt angle of the bracket up to 165 degrees, enabling precise customization of viewing angles. The compact design ensures seamless integration with the stabilizer, enhancing overall stability and functionality.

Safety Guidelines

1. Environment

Do not use the product underwater, in extreme temperatures (e.g., freezing or direct heat), corrosive environments, or excessive dust. Dry metal parts immediately after liquid contact to prevent corrosion.

2. Load Capacity

Do not exceed the maximum weight capacity indicated on the product. Overloading risks structural failure, deformation, or accidental drops.

3. Cleaning & Maintenance

Clean surfaces with a dry, soft cloth. Avoid chemicals like alcohol or solvents. Ensure dry and ventilated conditions for long-term storage.

4. Structural Integrity

Do not modify the product (e.g., drilling, cutting)—this compromises structural integrity and increases drop risks.

5. Malfunctions

Stop use immediately if you notice deformation, unusual noises, or loose components, and contact support.

In the Box

Monitor Support × 1

Product Details Display

Thumb Tighten Wrench

Quick Release Cold Shoe Mount

1/4"-20 Threaded Hole

Magnetic Wrench

One Click Quick Release Button

Stretchable Pin



Angle Adjustable

The monitor mount can be adjusted by 165 degrees and can be stopped at any angle

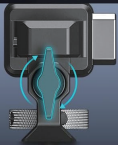
165°



Note:

The maximum load is **1.5kg / 3.3lb**

User Experience Design



Tool-Free Thumbscrew
Fastening




Anti-Deflection Pin

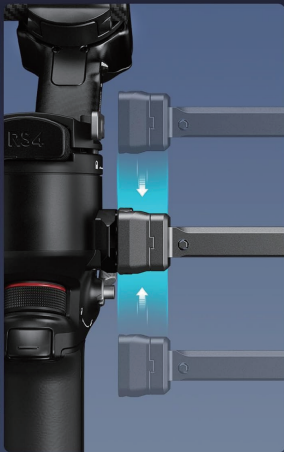


One Click Quick Release

Speed and Safety Hand-in-Hand



Precise mounting with roll pins, ensuring a secure



Support bidirectional installation and disassembly

Installation Guide



Step 1

Put Adapter Plate
for DJI RS 4 Pro



Step 2

Tighten Screw



Step 3

Install Mount on
Adapter Plate



Step 4

Adjust Angle



Step 5

Install Monitor



Step 6

Install LED Light

Adjustable Camera Monitor Mount

ID: 4637

Monitor Support × 1



Specifications

Product Dimensions

151.2 × 53.4 × 32.0mm
5.9 × 2.1 × 1.2in

Product Weight

143.5 ± 5.0g / 5.1 ± 0.17oz

Material(s)

Aluminum Alloy,
Stainless Steel, Brass

Compatibility

for DJI RS 2 / RSC 2 / RS 3 / RS 3 Pro
RS 3 Mini / RS 4 / RS 4 Pro

Manufacturer Email: support@smallrig.com

Manufacturer: Shenzhen Leqi Innovation Co., Ltd.

Add: Rooms 101, 701, 901, Building 4, Gonglianfuji Innovation Park, No. 58, Ping'an Road,
Dafu Community, Guanlan Street, Longhua District, Shenzhen, Guangdong, China.

Consignor: Shenzhen LC Co., Ltd.

Add: Room 201, Building 4, Gonglianfuji Innovation Park, No. 58, Ping'an Road,
Dafu Community, Guanlan Street, Longhua District, Shenzhen, Guangdong, China.

RoHS



Séparez les éléments avant de trier



Made in China