

SmallRig



Rotating Left-Side Wooden Handle with NATO Clamp

木头旋转滑槽侧手柄（左手）

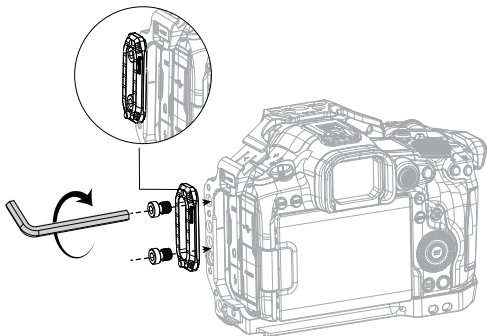
Operating Instruction | 操作指引

- Thank you for purchasing SmallRig's product.
感谢您购买 SmallRig 产品。
- Please read this Operating Instruction carefully.
使用本产品之前，请仔细阅读操作指引。
- Please follow the safety warnings.
请注意所有警告提示并遵循使用操作指引的所有指令。

In the Box / 包装清单

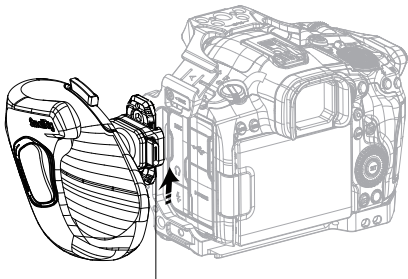
Side Handle	× 1	Allen Wrench	× 1
侧手柄		六角扳手	
H22 "HawkLock" NATO Rail	× 1	Guarantee Card	× 1
迅鹰滑条		保修卡	

Installation Instructions / 安装步骤

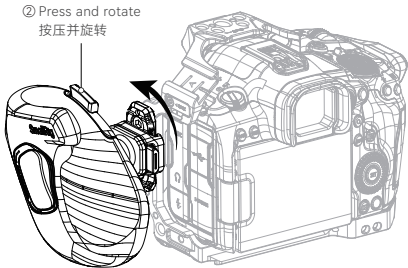


If the cage doesn't feature an integrated H22 NATO rail, attach it to the side using the Allen wrench.

在安装前先检查拓展框侧面是否有迅鹰滑条，如果没有，则先用六角扳手将迅鹰滑条安装在拓展框侧面。



① Press and slide in
按压并滑入



② Press and rotate
按压并旋转

When adjusting the angle, always hold the camera with your hand for safety.

如果您需要调整角度，在按压旋转按钮时请务必用手托住相机机身。

Specifications / 产品参数

Product Dimensions 产品尺寸	4.0 × 3.4 × 3.8in 100.5 × 86.8 × 96.0mm
Product Weight 产品重量	9.0 ± 0.2oz 255.0 ± 5.0g
Material(s) 主要材质	Wood, Aluminum Alloy 木头、铝合金

Specifications subject to change without prior notice. Please refer to the physical product for the most up-to-date information.

技术参数如有改动，以实物为准，恕不另行通知。

Manufacturer Email: support@smallrig.com

Manufacturer: Shenzhen Leqi Innovation Co., Ltd.

Add: Rooms 101, 701, 901, Building 4, Gonglianfuji Innovation Park, No. 58, Ping'an Road,
Dafu Community, Guanlan Street, Longhua District, Shenzhen, Guangdong, China.

制造商：深圳市乐其创新股份有限公司

地址：中国广东省深圳市龙华区观澜街道大富社区平安路58号共联富基创新园4栋101、701、901

Consignor: Shenzhen LC Co., Ltd.

Add: Room 201, Building 4, Gonglianfuji Innovation Park, No. 58, Ping'an Road,
Dafu Community, Guanlan Street, Longhua District, Shenzhen, Guangdong, China.

委托商：深圳市乐长科技有限公司

地址：中国广东省深圳市龙华区观澜街道大富社区平安路58号共联富基创新园4栋201

执行标准：GB/T 26572-2011



Séparez les éléments avant de trier



中国制造

Made in China