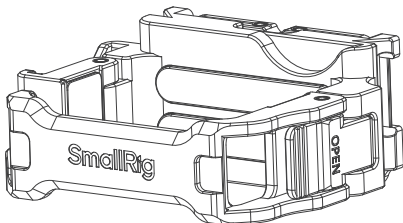


SmallRig



Cage Adapter

for DJI Osmo Pocket 3

转接拓展框 (适用于大疆 Osmo Pocket 3)

Operating Instruction | 操作指引

- Thank you for purchasing SmallRig's product.
感谢您购买 SmallRig 产品。
- Please read this Operating Instruction carefully.
使用本产品之前，请仔细阅读操作指引。
- Please follow the safety warnings.
请注意所有警告提示并遵循使用操作指引的所有指令。

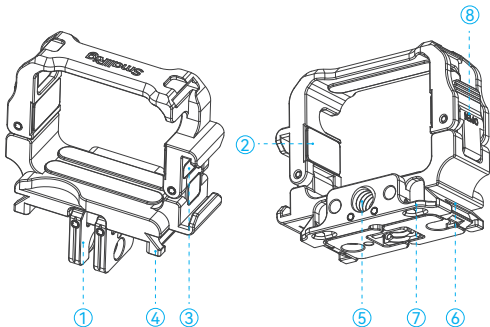
Safety Guidelines | 注意事项

1. Before installing or removing the cage, ensure no accessories are attached to the cold shoe mount.
在拆装拓展框时，请确保冷靴接口未安装任何产品。
2. During installation, verify that all camera buttons remain unobstructed.
安装过程中请确保未遮挡设备按键。
3. Do not use on devices with skins or stickers. The case may not fit properly.
不支持贴有机身膜的设备使用，可能无法安装。

In the Box | 包装清单

Cage Adapter for Pocket 3	× 1	Guarantee Card	× 1
Pocket 3拓展框		保修卡	

Product Details | 产品介绍



① Foldable Connector
可折叠接口

② Silicone Pad
硅胶垫

③ Cold Shoe Mount
冷靴接口

④ 38mm Arca-Swiss
38mm 标准阿卡接口

⑤ 1/4"-20 Locating Hole
1/4"-20 定位孔

⑥ Action Quick-Release Mount
Action快拆接口

⑦ Lanyard Hole
挂绳孔

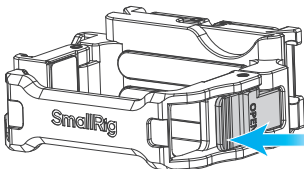
⑧ Locking Latch
锁门

Installation Instructions | 安装步骤

Steps 1 | 步骤一

Press the locking latch to open the cage.

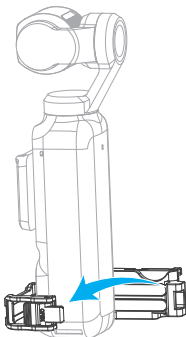
按压卡扣，打开拓展框。



Steps 2 | 步骤二

On a flat surface, align the cage with the device's base, then insert the device with its front facing the cage's SmallRig logo side.

在平整桌面上，将拓展框与设备底部对齐，把设备放入logo侧拓展框。



* The package does not include the camera.

* 相机机身需另购

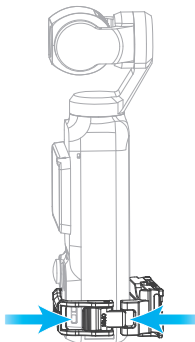
Steps 3 | 步骤三

Press both front and rear of the cage until fully seated.

按压拓展框前后两端。

* The package does not include the camera.

* 相机机身需另购



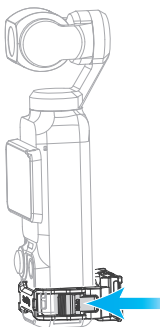
Steps 4 | 步骤四

Engage the locking latch to complete installation.

按压卡扣，完成安装。

* The package does not include the camera.

* 相机机身需另购



Installation Display | 安装展示

① Handheld Shooting

手持拍摄



② Bike-Mounted Shooting

骑行拍摄



Specifications | 产品参数

Product Dimensions 产品尺寸	1.8 × 0.9 × 1.6in 46.5 × 22.4 × 40.3mm
Product Weight 产品重量	1.0 ± 0.2oz 27.5 ± 5.0g
Material(s) 主要材质	Aluminum Alloy, Silicone 铝合金、硅胶

Specifications subject to change without prior notice. Please refer to the physical product for the most up-to-date information.

技术参数如有改动，以实物为准，恕不另行通知。

Manufacturer Email: support@smallrig.com

Manufacturer: Shenzhen Leqi Innovation Co., Ltd.

Add: Rooms 101, 701, 901, Building 4, Gonglianfuji Innovation Park, No. 58, Ping'an Road,
Dafu Community, Guanlan Street, Longhua District, Shenzhen, Guangdong, China.

制造商: 深圳市乐其创新股份有限公司

地址: 中国广东省深圳市龙华区观澜街道大富社区平安路58号共联富基创新园4栋101、701、901

Consignor: Shenzhen LC Co., Ltd.

Add: Room 201, Building 4, Gonglianfuji Innovation Park, No. 58, Ping'an Road,
Dafu Community, Guanlan Street, Longhua District, Shenzhen, Guangdong, China.

委托商: 深圳市乐长科技有限公司

地址: 中国广东省深圳市龙华区观澜街道大富社区平安路58号共联富基创新园4栋201

执行标准: GB/T 26572-2011



Séparez les éléments avant de trier

Made in China | 中国制造

