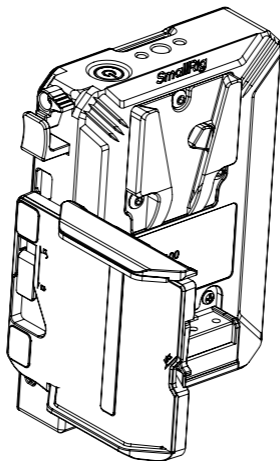


SmallRig



V-Mount Battery Mount Plate

V口电池安装板

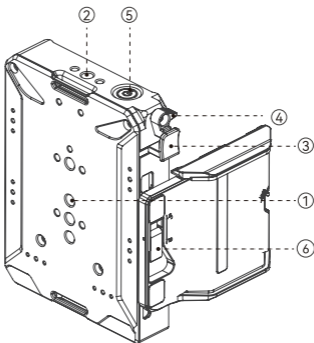
Operating Instruction / 操作指引

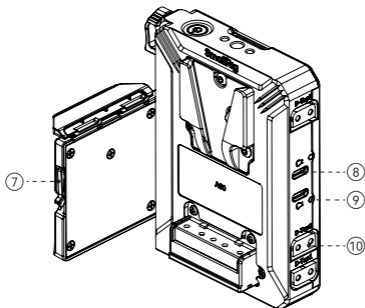
- Thank you for purchasing SmallRig's product.
感谢您购买 SmallRig 产品。
- Please read this Operating Instruction carefully.
使用本产品之前，请仔细阅读操作指引。
- Please follow the safety warnings.
请注意所有警告提示并遵循使用操作指引的所有指令。

In the Box / 包装清单

V-Mount Battery Mount Plate	× 1	LCD Screen Protector	× 1
V口电池安装板		LCD屏幕保护支架	
Operating Instruction	× 1	User Manual	× 1
操作指引		用户手册	

Product Details / 产品介绍





① 1/4"-20 Threaded Hole
1/4"-20 螺纹孔

② 1/4"-20 Locating Hole
1/4"-20 定位孔

③ V-Mount Battery Unlock Button
V口电池解锁按钮

④ Trigger Safety Lever
防误触扳扣

⑤ Power Switch Button
(with Power Indicator Light)
电源开关按钮 (带电源指示灯)

⑥ LCD Screen Protector Locking Lever
LCD屏幕保护支架锁紧扳扣

⑦ LCD Screen Protector Width
Locking Lever
LCD屏幕保护支架宽度锁紧扳扣

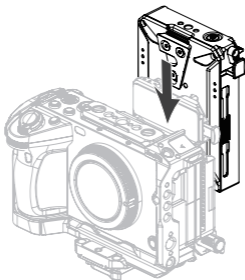
⑧ USB-C Power & Charging Port
USB-C供电 & 充电接口

⑨ USB-C Indicator Light
USB-C指示灯

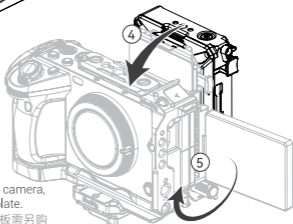
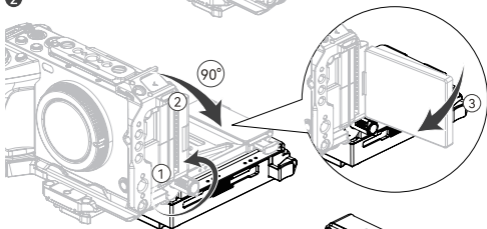
⑩ D-Tap Power Port
D-Tap供电接口

Installation / 安装步骤

1



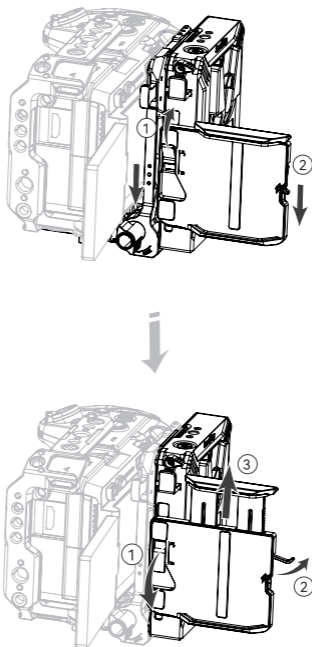
2



* The package does not include the camera, cage, compact V-mount battery plate.

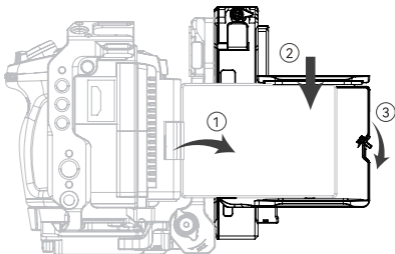
* 相机、拓展框、紧凑V口电池安装板需另购

3



* The package does not include the camera, cage, compact V-mount battery plate.

* 相机、拓展框、紧凑V口电池安装板需另购

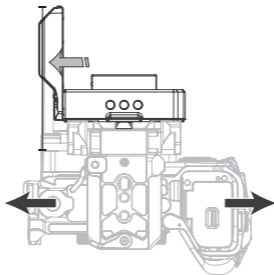


* The package does not include the camera, cage, compact V-mount battery plate.

* 相机、拓展框、紧凑V口电池安装板需另购

※Adjust the cage or Arca-Swiss plate left and right to fit the LCD screen protector.

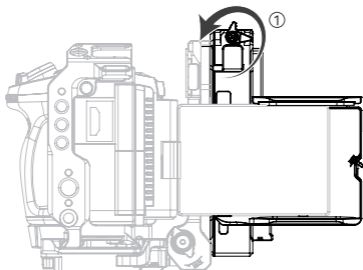
※通过左右调节拓展框或阿卡快装板位置让屏幕适配LCD屏幕保护支架。



* The package does not include the camera, cage, compact V-mount battery plate.

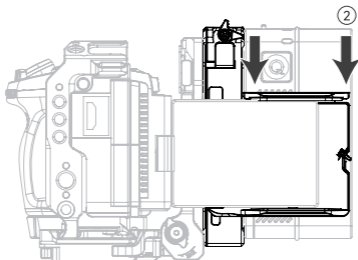
* 相机、拓展框、紧凑V口电池安装板需另购

4



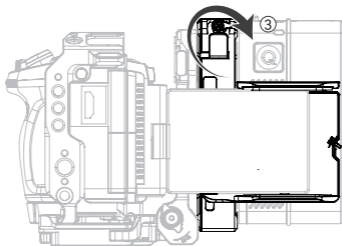
* The package does not include the camera, cage, compact V-mount battery plate.

* 相机、拓展框、紧凑V口电池安装板需另购



* The package does not include the camera, cage, compact V-mount battery plate and V-mount battery.

* 相机、拓展框、紧凑V口电池安装板、V口电池需另购



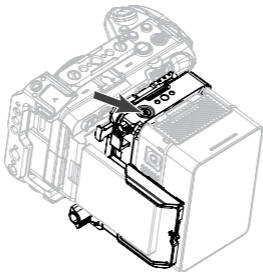
* The package does not include the camera, cage, compact V-mount battery plate and V-mount battery.

* 相机、拓展框、紧凑V口电池安装板、V口电池需另购

5 Single press the power switch button to turn on the device
 单次点击电源开关按钮进行开机

※ After use or when not in use for a long period of time, please remove the V-Mount battery or press and hold the power switch button for 3 seconds to cut off the output function.

※ 使用完后或长时间不使用时，请拆卸V口电池或者长按3秒电源开关按钮为切断输出功能。



* The package does not include the camera, cage, compact V-mount battery plate and V-mount battery.

* 相机、拓展框、紧凑V口电池安装板、V口电池需另购

Indicator Light Description / 指示灯说明

EN

The power indicator light is always on	Power-on status
The power indicator light is off	Battery power depleted or not connected to power source
The power indicator flashes slowly (~ once per second)	Low battery power
The power indicator flashes rapidly (~ 6 times per second)	The battery is about to run out of power or is overloaded, or the battery temperature is too high.
USB-C indicator light is red and stays on	USB-C port is working (input or output)
USB-C indicator light is green and stays on	V-Mount battery fully charged
The USB-C indicator light flashes rapidly in red and green simultaneously.	USB-C port abnormalities (such as overcurrent, overvoltage, excessive battery temperature, etc.)

CN

电源指示灯常亮	开机状态
电源指示灯熄灭	电池电量耗尽或未接通电源
电源指示灯慢速闪烁（约1次/秒）	电池电量低
电源指示灯快速闪烁（约6次/秒）	电池电量即将耗尽或过流、电池温度过高。
USB-C指示灯红灯常亮	USB-C接口正在工作（输入或输出）
USB-C指示灯绿灯常亮	V口电池充满电
USB-C指示灯红绿双色灯同时快速闪烁。	USB-C端口异常（比如过流、过压、高温）

Specifications

EN

Applicable Battery Type	V-Mount Battery
External V-Mount Battery Voltage Range	11.0V to 16.8V
Recommended V-Mount Battery Rated Capacity Range	3500mAh - 20000mAh / 14.8V (Nominal)
D-TAP (Output Support Only)	11.2 - 16.8V = 8A (Max) ※The maximum current of a single D-Tap port is 8A, and the total current of three D-Tap ports when used simultaneously is up to 18A
USB-C (Support Input & Output)	USB-C1 Output / Input: 5V = 3A, 9V = 3A, 12V = 3A, 15V = 3A, 20V = 3.25A; 65W (Max) USB-C2 Output / Input: 5V = 3A, 9V = 3A, 12V = 3A, 15V = 3A, 20V = 3.25A; 65W (Max)
	PD3.0: 5V = 3A, 9V = 3A, 12V = 3A, 15V = 3A, 20V = 3.25A QC2.0 / AFC: 5V = 3A, 9V = 3A, 12V = 3A QC3.0: 5 - 12V = 3A DCP - 1.5A: 5V = 0.5 - 1.5A PPS: 3.3 - 20V = 5A APPLE - 2.4A: 5V = 2.4A
Discharge Cut-off Protection Voltage	11.2V (Prioritize the battery's own cut-off voltage for protection to avoid over-discharge)
Operating Temperature	Charge Temperature: 0°C to 45°C / 32°F to 113°F Discharge Temperature: -15°C to 60°C / 5°F to 140°F
Storage Temperature & Humidity	Stored for one month: -20°C to 60°C / -4°F to 140°F Stored for three months: -20°C to 45°C / -4°F to 113°F Stored for one year: -20°C to 20°C / -4°F to 68°F ※Humid environment

Compatibility	Accessories with V-mount
Product Dimensions	4.4 × 3.8 × 3.1in / 112.0 × 95.5 × 79.5mm
Product Weight	9.4 ± 0.2oz / 266.0 ± 5.0g
Material (s)	Aluminum Alloy, Stainless Steel, Silicone, PC + Fiberglass

*Specifications subject to change without prior notice. Please refer to the physical product for the most up-to-date information.

产品参数

CN

适用电池类型	V口电池
外挂V口电池电压范围	11.0V ~ 16.8V
建议V口电池额定容量范围	3500mAh ~ 20000mAh / 14.8V (标称)
D-TAP (仅支持输出)	11.2 ~ 16.8V = 8A (Max) ※单个D-Tap端口最大8A, 三个D-Tap端口同时使用时总电流最大18A
USB-C (支持输入 & 输出)	USB-C1输出 / 输入: 5V = 3A, 9V = 3A, 12V = 3A, 15V = 3A, 20V = 3.25A; 65W (Max) USB-C2输出 / 输入: 5V = 3A, 9V = 3A, 12V = 3A, 15V = 3A, 20V = 3.25A; 65W (Max)
	PD3.0: 5V = 3A, 9V = 3A, 12V = 3A, 15V = 3A, 20V = 3.25A QC2.0 / AFC: 5V = 3A, 9V = 3A, 12V = 3A QC3.0: 5 ~ 12V = 3A DCP - 1.5A: 5V = 0.5 ~ 1.5A PPS: 3.3 ~ 20V = 5A APPLE - 2.4A: 5V = 2.4A
放电截止保护电压	11.2V (优先电池自身截止电压进行保护, 避免过放)
工作温度	充电温度: 0°C ~ 45°C 放电温度: -15°C ~ 60°C
储存温度&湿度	储存一个月: -20°C ~ 60°C 储存三个月: -20°C ~ 45°C 储存一年: -20°C ~ 20°C ※常湿环境

适配性	带V口的配件
产品尺寸	112.0 × 95.5 × 79.5mm
产品重量	266.0 ± 5.0g
主要材质	铝合金、不锈钢、硅胶、PC+玻纤

*技术参数如有改动,以实物为准,恕不另行通知。

Service & Warranty

Please keep your original receipt and guarantee card. Be sure the dealer has written on it the date of purchase and SN of the product. These are required for warranty service.

After-sale Warranty Terms

SmallRig products are entitled to warranty services as of the date of payment.

- Electronic products (except V mount battery): 1-year warranty.
- V mount battery: 2-year warranty.
- Non-electronic products: 2-year warranty.

Note: In case of any conflict between our warranty period policy and applicable laws and regulations of the country / region where the products are sold, the latter shall prevail.

This Warranty Does Not Cover

1. If users fail to adhere to the "Operating Instruction" or any "Warnings" stated in the user manual, resulting in a quality failure, it falls outside the scope of warranty coverage.
2. The product identification or SN label is removed or defaced in any way.
3. Product damage caused by problems not attributable to the quality of the products such as improper use of the products.
4. Product damage caused by unauthorized modification, disassembly, repair and other acts.
5. Product damage caused by fires, floods, lightning and other force majeure factors.

Warranty Mode

- For the products within the scope of warranty, SmallRig will repair or replace them on the basis of specific failures; the repaired / replaced products / parts are entitled to the remaining part of the original warranty period.

Contact Information

- You're advised to contact the online customer service personnel of corresponding shopping platform and submit a repair service application.
 - You may also apply for repair service through SmallRig's service email.
- Service Email: support@smallrig.com

保修条款

请保留您的原始购买单据及保修卡,同时包含您的购买日期、产品序列号等,这些资料质保服务时均需要提供。

售后质保条款

SmallRig产品自下单付款之日起享有质保服务。

- 电子产品(除V口电池): 1年质保。
- V口电池: 2年质保。
- 非电子产品: 2年质保。

注:若销售地国家或地区的适用法律法规有冲突的,以销售地国家或地区有关质保期的法律法规为准。

质保无效说明

1. 当用户违反操作指引或用户手册中“重要提示”任何一条导致的质量失效, 不在质保范围内。
2. 产品序列号标识已经被撕毁或无法辨识, 不在质保范围。
3. 产品使用不当等非产品本身质量问题, 而造成的产品损坏, 不在质保范围。
4. 非官方指导的私自改装、拆解、维修等行为而造成的损坏, 不在质保范围。
5. 因火灾、水灾、雷击等不可抗力造成的产品损坏, 不在质保范围。

维修方式

- 属于质保范围的, SmallRig 根据产品具体的故障对产品进行维修或更换; 维修后的产品 / 部件享受原有保修期的剩余时长。

联系方式

- 建议您优先前往相应购买平台联系在线客服, 提出产品维修申请。
- 您也可以通过 SmallRig 服务邮箱申请维修服务。

服务邮箱: support@smallrig.com

ID No. ID 编号	
Item Name 产品名称	
Purchase Date 购买日期	
User Name 用户姓名	
Mobile 用户电话	
Address 用户地址	
Receipt 购买单据	

Manufacturer Email: support@smallrig.com

Manufacturer: Shenzhen Leqi Innovation Co., Ltd.

制造商: 深圳市乐其创新股份有限公司

Add: Rooms 101, 701, 901, Building 4, Gonglianfuji Innovation Park, No. 58, Ping'an Road, Dafu Community, Guanlan Street, Longhua District, Shenzhen, Guangdong, China.

地址: 中国广东省深圳市龙华区观澜街道大富社区平安路58号共联富基创新园4栋101、701、901

Consignor: Shenzhen LC Co., Ltd.

委托商: 深圳市乐长科技有限公司

Add: Room 201, Building 4, Gonglianfuji Innovation Park, No. 58, Ping'an Road, Dafu Community, Guanlan Street, Longhua District, Shenzhen, Guangdong, China.

地址: 中国广东省深圳市龙华区观澜街道大富社区平安路58号共联富基创新园4栋201



GAVIMOSA CONSULTORIA, SOCIEDAD LIMITADA,
CASTELLANA 9144, 28046 Madrid,
compliance.gavimosa@outlook.com



Sea&Mew Accounting Ltd,
Electric Avenue Vision 25, London, Enfield EN3 7GD,
info@seamew.net

LQ-P1518-18

执行标准: GB 4943.1-2022



ETICHETTATURA AMBIENTALE
ENVIRONMENTAL LABELING



WE ARE HERE FOR YOU
服务与支持

FC CE RoHS



Séparez les éléments avant de trier



Points de collecte sur www.quefairedemesdechets.fr
Privilégiez la réparation ou le don de votre appareil !

Made in China / 中国制造