

SmallRig



Cage with Grip for Sony ZV-E10

Operating Instruction

SmallRig Cage with Grip for Sony ZV-E10 3538B is designed to provide accessory solutions and better grip experience. The cage is locked via a 1/4"-20 screw at the bottom and further with an included anti-deflection lock to prevent twisting. The cage maintains access to buttons, card slots, battery compartment and flip screen. Ergonomically designed built-in removable silicone grip shares the same texture surface with the camera to improve integrity. The cage features multiple of built-in 1/4"-20 threaded holes and ARRI 3/8" -16 locating holes that support Top Handle HTS 2756 & 2771 for low-angle shooting, or Holder for Portable Power Banks BUB2336 to fix a power bank for continuous power supply, with a cut-out slot left at the battery door for dummy battery cable, so that the camera can be placed flat on the table when using a dummy battery. It comes with one cold shoe slot both at the top and the bottom for microphone and LED light as a complete vlogging solution. The Arca-type quick release plate on the bottom attaches directly to an Arca-type tripod for quick switching among handheld, tripod and stabilizer shooting scenes, and the bottom threaded holes are compatible with DJI RS 2 / RSC 2 / RS 3 / RS 3 Pro stabilizer quick release plate (upper) to improve stabilizer shooting experience. The cage features rubber cushions on the top and bottom inside to prevent scratches and comes with a magnetic flat-head screwdriver for easy disassembly and assembly.

Safety Guidelines

1. Environment

Do not use the product underwater, in extreme temperatures (e.g., freezing or direct heat), corrosive environments, or excessive dust. Dry metal parts immediately after liquid contact to prevent corrosion.

2. Load Capacity

Do not exceed the maximum weight capacity indicated on the product. Overloading risks structural failure, deformation, or accidental drops.

3. Cleaning & Maintenance

Clean surfaces with a dry, soft cloth. Avoid chemicals like alcohol or solvents. Ensure dry and ventilated conditions for long-term storage.

4. Structural Integrity

Do not modify the product (e.g., drilling, cutting)—this compromises structural integrity and increases drop risks.

5. Malfunctions

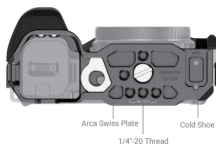
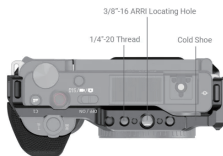
Stop use immediately if you notice deformation, unusual noises, or loose components, and contact support.

In the Box

Cage	× 1
M2.5 Screw	× 1
Guarantee Card	× 1

Side Lock	× 1
Allen Wrench	× 2

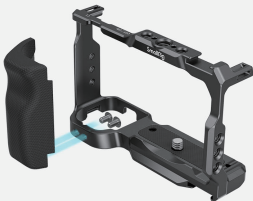
Product Details



Easy to Use



Dedicated protection



Fully access to flip the screen,
the battery door, and all the buttons like hot shoe

No obstructions to replace the battery
and media cards



Keep access to the flip screen



Reserved space for dummy battery cable



Switch between tripod shooting and stabilizer shooting horizontally and vertically



Keep access to the flip screen and dummy battery cable.



Behind the scenes



Specifications



Product Dimensions: 128.9 x 82.6 x 60.2mm / 5.1 x 3.3 x 2.4in

Package Dimensions: 160.0 x 120.0 x 68.0mm / 6.3 x 4.7 x 2.7in

Product Weight: 149g \pm 5g / 5.3 \pm 0.2oz

Package Weight: 237g \pm 5g / 8.4 \pm 0.2oz

Material (s): Aluminum Alloy, Stainless Steel, Silica Gel

Manufacturer Email: support@smallrig.com

Manufacturer: Shenzhen Leqi Innovation Co., Ltd.

Add: Rooms 101, 701, 901, Building 4, Gonglianfuji Innovation Park, No. 58, Ping'an Road,
Dafu Community, Guanlan Street, Longhua District, Shenzhen, Guangdong, China.

Consignor: Shenzhen LC Co., Ltd.

Add: Room 201, Building 4, Gonglianfuji Innovation Park, No. 58, Ping'an Road,
Dafu Community, Guanlan Street, Longhua District, Shenzhen, Guangdong, China.



Séparez les éléments avant de trier



Made in China