

# SmallRig



## **67mm Threaded Filter Adapter** (for Universal Video Cage 4299B)

67mm螺纹滤镜转接环  
(适用于通用拓展框4299B)

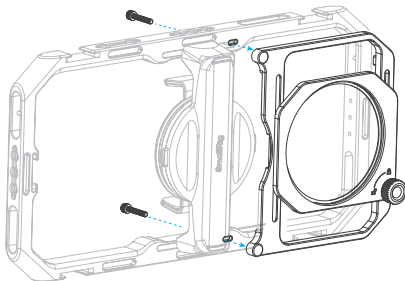
Operating Instruction

- Thank you for purchasing SmallRig's product.  
感谢您购买 SmallRig 产品。
- Please read this Operating Instruction carefully.  
使用本产品之前，请仔细阅读操作指引。
- Please follow the safety warnings.  
请注意所有警告提示并遵循使用操作指引的所有指令。

## Installation Instruction / 安装步骤

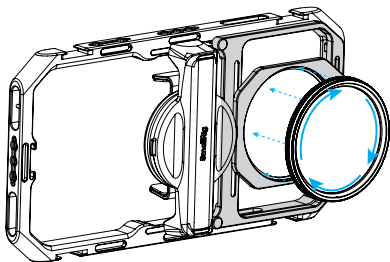
- ① Assemble with Cage: as shown in the figure, loosen the two screws on the adapter ring, correspond to the mounting holes on the cage, and tighten the locking screws from the front of the cage to complete the installation.

与Cage组装：如图所示，松开转接环上的两颗螺丝，与拓展框上的安装孔位一一对应，从拓展框正面锁紧螺丝即完成组装。



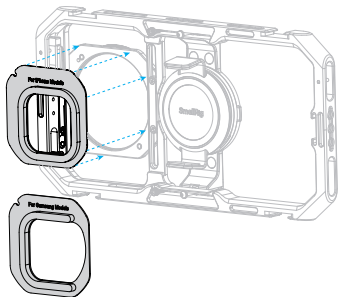
- ② Extended the filters: align the 67mm threaded filter with the filter adapter ring and thread it to complete the installation. This product is suitable for the standard 67mm threaded filter on the market, and the SmallRig 67mm magnetic filter series (with the switch adapter from magnetic to threaded).

拓展滤镜：取出67mm螺纹滤镜，对准滤镜转接环旋转安装固定。本品适用于市场上标准的67mm螺纹滤镜，以及SmallRig 67mm磁吸滤镜系列（带磁吸转螺纹转接环）。



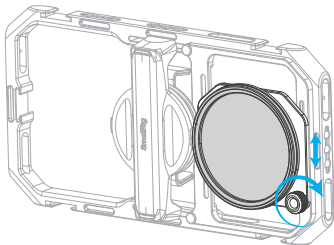
- ③ Use or replace the anti-glare shield: this product contains two different anti-glare solutions (Apple and Samsung) to reduce glare and ghosting caused by filter light leaks. The shield is magnetically connected for quick switching.

使用或更换遮光片：本品包含两种不同的遮光方案（苹果、三星），以减少滤镜漏光产生的眩光和鬼影。遮光片通过磁吸连接，可快速切换。



- ④ Adjust the position: rotate the knob in the figure clockwise to adjust the filter adapter up and down to fit different phone models.

调节位置：顺时针旋转图示中的旋钮，上下调节滤镜转接环，以适配不同手机型号。



Manufacturer Email: support@smallrig.com

Manufacturer: Shenzhen Leqi Innovation Co., Ltd.

制造商: 深圳市乐其创新股份有限公司

Add: Rooms 101, 701, 901, Building 4, Gonglianfuji Innovation Park, No. 58, Ping'an Road,  
Dafu Community, Guanlan Street, Longhua District, Shenzhen, Guangdong, China.

地址: 中国广东省深圳市龙华区观澜街道大富社区平安路58号共联富基创新园4栋101、701、901

Consignor: Shenzhen LC Co., Ltd.

委托商: 深圳市乐长科技有限公司

Add: Room 201, Building 4, Gonglianfuji Innovation Park, No. 58, Ping'an Road, Dafu  
Community, Guanlan Street, Longhua District, Shenzhen, Guangdong, China.

地址: 中国广东省深圳市龙华区观澜街道大富社区平安路58号共联富基创新园4栋201

执行标准: GB/T 26572-2011



*Séparez les éléments avant de trier*

中国制造  
Made in China

