

# SmallRig

SD3.0 / SD4.0 Card Reader

SD3.0 / SD4.0 读卡器



Operating Instruction / 操作指引

- Thank you for purchasing SmallRig's product.  
感谢您购买 SmallRig 产品。
- Please read this Operating Instruction carefully.  
使用本产品之前，请仔细阅读操作指引。
- Please follow the safety warnings.  
请注意所有警告提示并遵循使用操作指引的所有指令。

## In the Box / 包装清单

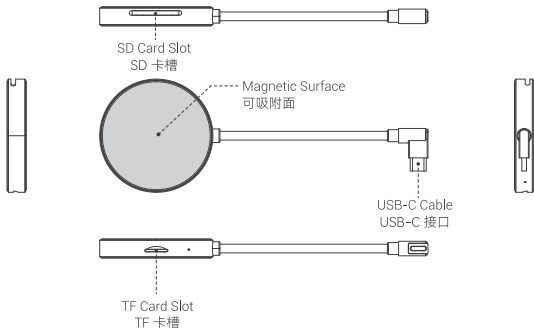
**4869**

SD3.0 Card Reader SD3.0 读卡器	× 1	Operating Instruction 操作指引	× 1
Guarantee Card 保修卡	× 1	User Manual 用户手册	× 1

**4870**

SD4.0 Card Reader SD4.0 读卡器	× 1	Operating Instruction 操作指引	× 1
Guarantee Card 保修卡	× 1	User Manual 用户手册	× 1

## Product Details / 产品介绍



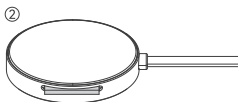
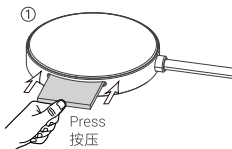
### Notice / 注意事项

1. Hot swapping may result in data loss.  
热插拔可能会导致数据丢失
2. Setup steps: Insert memory card before installing the card reader.  
安装步骤：插入存储卡后再安装读卡器
3. Removal steps: Remove the card reader before taking out the memory card.  
移除步骤：移除读卡器后再取出存储卡

## Product Installation / 产品安装

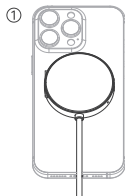
Please follow the steps below to install the device to ensure its proper operation.  
请按照以下步骤安装设备，以确保设备正常运行。

### 1. Insert the Memory Card / 安装存储卡



⚠ Insert memory card prior to card reader installation to ensure optimal performance.  
插入存储卡后再安装读卡器，否则无法正常读取。

### 2. Setup the Card Reader / 安装读卡器



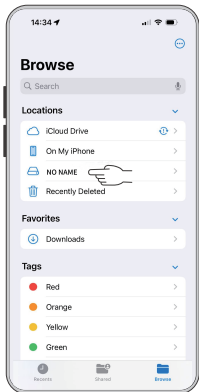
\* Android phones can use this function after buying Magnetic Rings separately.  
\* 安卓手机另购可吸附配件后即可使用该功能。



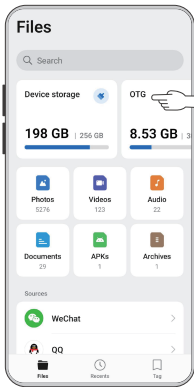


### 3. Locate the File / 找到文件夹

- (1) IOS system users can find the files at form: Files > Browse > NO NAME.  
IOS 系统的用户可从以下路径找到文件：文件 > 浏览 > NO NAME。



- (2) Android system users can find the files at from: My Files > Files > OTG.  
安卓系统的用户可从以下路径找到文件：文件管理 > 文件 > OTG。



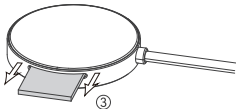
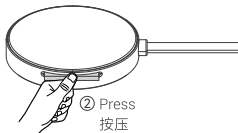

## Product Disconnection / 产品移除

- Please follow these steps to disconnect the device to avoid data loss.  
请按照以下步骤移除设备，避免数据丢失。

### 1. Disconnect the Card Reader from iPhones

#### 从 iPhone 上移除读卡器

- (1) Directly unplug the card reader (no pop-up notification) on the IOS system.  
苹果系统无弹窗提示，直接拔除即可。



Disconnect the card reader before removing the memory card to avoid data loss.  
移除读卡器后再取出存储卡，否则会有数据丢失的风险。

## 2. Disconnect the Card Reader from Android Phones 从安卓手机上移除读卡器

- (1) Click on the "Safe Removal" before unplugging the card reader.  
安卓系统点击安全移除提示后再移除读卡器。



①

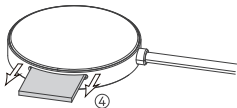
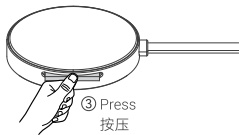




Please disconnect the card reader before taking out the memory card to avoid data. 移除读卡器后再取出存储卡，否则会有数据丢失的风险。



② ↓



④

## Compatibility / 兼容性

Card Type 卡型	SD / TF / SDXC / SDHC / MMC / RS-MMC / Micro SD / Micro SDXC / Micro SDHC / UHS-I / UHS-I / UHS-II Card
System 系统	Windows / Mac / Linux / Android / HarmonyOS / IOS / iPadOS
Phone 手机	iPhone 15&16 Series / Samsung Galaxy S24 / S23 / S21 Huawei Mate 60 / 50 / 40 / 30 / 30 Pro / P50 / P40 / P30 Pro / P30 Lite / vivo X100 Ultra / X200 Pro etc.
Laptop 电脑	MacBook Pro / MacBook Air / Surface Book 2 / Surface Laptop / XPS 13 / 15 / Spectre 13t / x360 / ThinkPad X1 Carbon / Huawei matebook etc.
Tablet 平板电脑	iPad Pro 11-inch 1/2/3/4 / iPad Pro 12.9-inch 3 / 4 / 5 / 6 iPad Air 4 / 5 / iPad mini 6 / 7 Huawei MatePad etc.

## Non-Compatible List (Incomplete) / 不兼容清单 (不完全)

iPhone 14 / 13 / 12 Series / Sim Card / CF Card.

iPhone 14 / 13 / 12 / 11系列 / Sim 卡 / CF 卡

## Specifications / 产品参数

4869

Model 型号	MXCP-01
Materials 材质	Aluminum Alloy, Glass, PVC 铝合金, 玻璃, PVC
Product Dimensions 尺寸	58.5 × 10.0 × 169.6mm / 2.3 × 0.4 × 6.7in
Weight 重量	46.0 ± 5.0g / 1.62 ± 0.2oz
USB Transmission Speed USB 传输标准	SD3.0 (100MB/S)
Input 输入	5V = 0.13A

4870

Model 型号	MXCP-02
Materials 材质	Aluminum Alloy, Glass, PVC 铝合金, 玻璃, PVC
Product Dimensions 尺寸	58.5 × 10.0 × 169.6mm / 2.3 × 0.4 × 6.7in
Weight 重量	46.0 ± 5.0g / 1.62 ± 0.2oz
USB Transmission Speed USB 传输标准	SD4.0 (160MB/S)
Input 输入	5V = 0.13A

Manufacturer Email: support@smallrig.com

Manufacturer: Shenzhen Leqi Innovation Co., Ltd.

制造商: 深圳市乐其创新股份有限公司

Add: Rooms 101, 701, 901, Building 4, Gonglianfuji Innovation Park, No. 58, Ping'an Road,  
Dafu Community, Guanlan Street, Longhua District, Shenzhen, Guangdong, China.

地址: 中国广东省深圳市龙华区观澜街道大富社区平安路58号共联富基创新园4栋101、701、901

Consignor: Shenzhen LC Co., Ltd.

委托商: 深圳市乐长科技有限公司

Add: Room 201, Building 4, Gonglianfuji Innovation Park, No. 58, Ping'an Road,  
Dafu Community, Guanlan Street, Longhua District, Shenzhen, Guangdong, China.

地址: 中国广东省深圳市龙华区观澜街道大富社区平安路58号共联富基创新园4栋201

执行标准: GB4943.1-2022

LQ-B592-18



Points de collecte sur [www.quefairedemesdechets.fr](http://www.quefairedemesdechets.fr)  
Privilégiez la réparation ou le don de votre appareil !



中国制造

Made in China