

# SmallRig

## Cage Kit for Sony BURANO

索尼 CineAltaB 拓展框套件



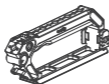
Operating Instruction / 操作指引

- Thank you for purchasing SmallRig's product.  
感谢您购买 SmallRig 产品。
- Please read this Operating Instruction carefully.  
使用本产品之前，请仔细阅读操作指引。
- Please follow the safety warnings.  
请注意所有警告提示并遵循使用操作指引的所有指令。

## In the Box / 包装清单



Monitor Mount × 1  
监视器支架



Top Handle × 1  
上手提



Right Rear Side Plate × 1  
右后侧板



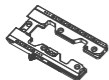
Left Side Plate × 1  
左侧板



Right Side Plate × 1  
右侧板



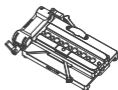
HDMI Cable Clamp × 1  
HDMI 线夹



Top Plate × 1  
顶板



Bottom Plate × 1  
底板



15mm Baseplate × 1  
15mm双管底座



15mm Dual Rod Clamp × 1  
15mm 双管管夹



15mm Rod × 1  
15mm管



1/4"-20 screw (long) × 13  
1/4"-20 螺丝 (长款)



1/4"-20 screw  
(short) × 2  
1/4"-20 螺丝 (短款)



NATO Rail to 15mm  
Rod Clamp × 1  
滑条转管夹



Wireless Video Transmission  
Mounting Bracket × 1  
图传支架



Operating Instruction × 1  
操作指引



Guarantee Card × 1  
保修卡

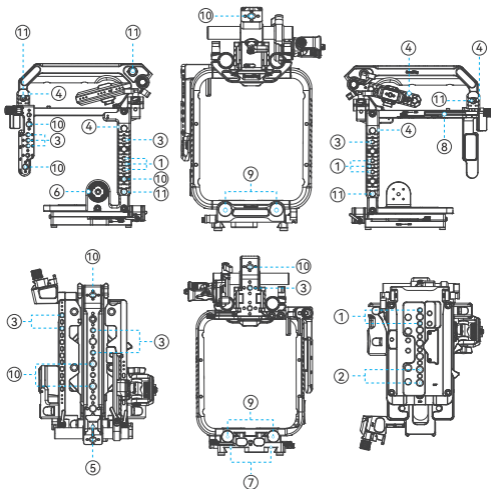
## Specifications / 产品参数

Product Dimensions 产品尺寸	10.3 × 8.7 × 8.1in 262.0 × 222.0 × 207.0mm
Product Weight 产品重量	64.1 ± 0.35oz 1817.7 ± 10.0g
Material(s) 主要材质	Aluminum Alloy, Silicone, Stainless Steel, Wood 铝合金、不锈钢、硅胶、木材
Compatibility 兼容性	Sony BURANO 索尼 CineAltaB

\* Specifications subject to change without prior notice. Please refer to the physical product for the most up-to-date information.

技术参数如有改动，以实物为准，恕不另行通知。

## Product Details / 产品介绍



① 1/4"-20 Threaded Hole  
1/4"-20 螺纹孔

② 3/8"-16 Threaded Hole  
3/8"-16 螺纹孔

③ 1/4"-20 Locating Hole  
1/4"-20 定位孔

④ H21 NATO Rail  
H21滑条

⑤ H18 Cold Shoe  
H18 冷靴

⑥ ARRI Rosette  
阿莱齿轮

⑦ ARRI Dovetail Clamp  
阿莱燕尾槽

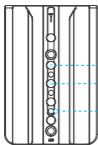
⑧ Allen Wrench  
六角扳手

⑨ 15mm Rod Clamp  
15mm 管夹

⑩ ARRI 3/8"-16 Threaded Hole  
阿莱定位孔

⑪ QD Socket  
QD 接口



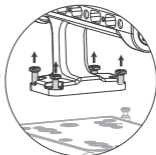
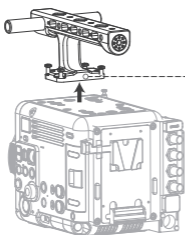


② 3/8"-16 Threaded Hole  
3/8"-16 螺纹孔

① 1/4"-20 Threaded Hole  
1/4"-20 螺纹孔

## Installation Instructions / 安装步骤

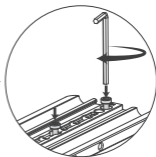
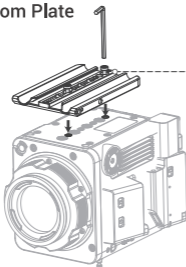
1



\* The package does not include the camera.

相机机身需另购

## 2 Bottom Plate 底板

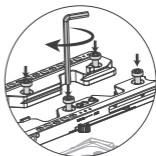
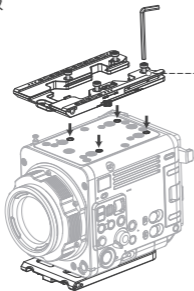


\* Use long 1/4"-20 screws.

使用长款1/4"-20 螺丝。

### 3 Top Plate

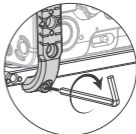
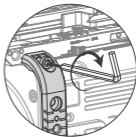
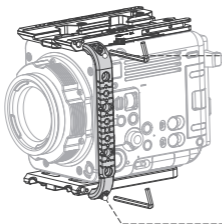
顶板



\* Use long 1/4"-20 screws.  
使用长款1/4"-20 螺丝。

### 4 Left Side Plate

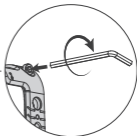
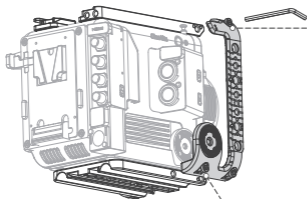
左侧板



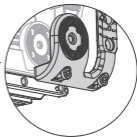
\* Use long 1/4"-20 screws.  
使用长款1/4"-20 螺丝。

## 5 Right Side Plate

右侧板

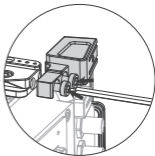
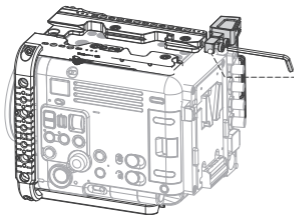


\* Use long 1/4"-20 screws.  
使用长款1/4"-20 螺丝。



## 6 Right Rear Side Plate

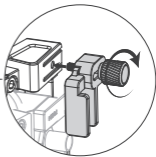
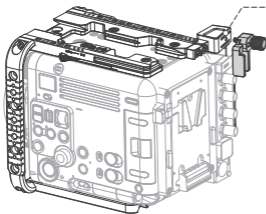
右后侧板



\* Use long 1/4"-20 screws.  
使用长款1/4"-20 螺丝。

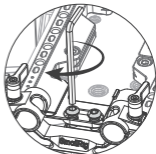
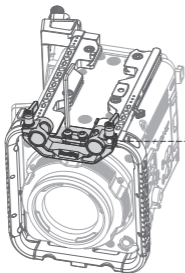
## 7 HDMI Cable Clamp

HDMI 线夹



## 8 15mm Dual Rod Clamp

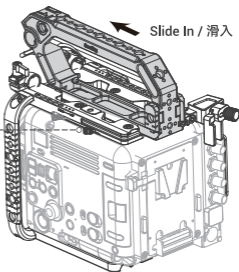
15mm 双管管夹



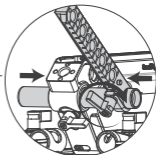
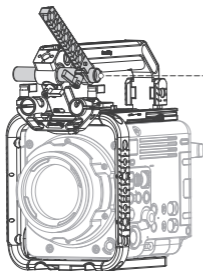
\* Use Short 1/4"-20 screws.  
使用短款1/4"-20 螺丝。

## 9 Top Handle

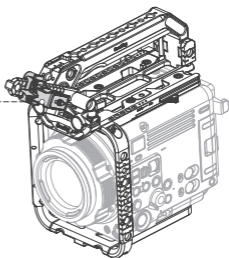
上手提



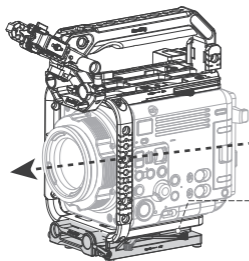
## 10



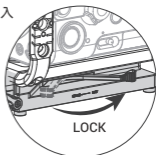
## 11 Monitor Mount 监视器支架



## 12 15mm Baseplate 15mm 双管底座

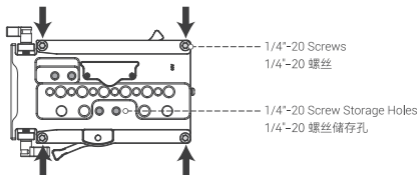


Slide In / 滑入



- 13** If you need to mount the 15mm Baseplate to the ARRI dovetail plate, please do not remove the 1/4"-20 screws on the bottom four corners. If you need to use a quick release plate such as Manfrotto on the 15mm Baseplate, please remove the 1/4"-20 screws in the four corners of the bottom and store them in the corresponding positions on the bottom to prevent loss.

如需将15mm双管底座安装到阿莱燕尾板上，请勿拆卸底部四个角落的1/4"-20的螺丝。如需在15mm双管底座使用曼富图等快装板，请将底部四个角落的1/4"-20的螺丝拆卸并储存至对应位置防止丢失。



#### **14** NOTE / 注意

1. Remove the top handle to be compatible with the Sony FX9 top handle.  
将上手提拆卸后可兼容索尼FX9上手提。
2. Please install the included Wireless Video Transmission Mounting Bracket according to the actual needs.  
附赠的图传支架请根据实际需求安装使用。

Manufacturer Email: support@smallrig.com

Manufacturer: Shenzhen Leqi Innovation Co., Ltd.

Address: Rooms 101, 701, 901, Building 4, Gonglianfuji Innovation Park, No. 58, Ping'an Road,  
Dafu Community, Guanlan Street, Longhua District, Shenzhen, Guangdong, China.

制造商: 深圳市乐其创新股份有限公司

地址: 中国广东省深圳市龙华区观澜街道大富社区平安路58号共联富基创新园4栋101、701、901

Consignor: Shenzhen LC Co., Ltd.

Address: Room 201, Building 4, Gonglianfuji Innovation Park, No. 58, Ping'an Road,  
Dafu Community, Guanlan Street, Longhua District, Shenzhen, Guangdong, China.

委托商: 深圳市乐长科技有限公司

地址: 中国广东省深圳市龙华区观澜街道大富社区平安路58号共联富基创新园4栋201

执行标准: GB/T 26572-2011

**RoHS** **CE**



*Séparez les éléments avant de trier*



中国制造

Made in China