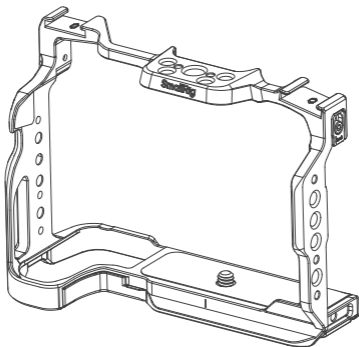


SmallRig



Cage for Nikon Z50 II

尼康 Z50 II 拓展框

Operating Instruction / 操作指引

- Thank you for purchasing SmallRig's product.
感谢您购买 SmallRig 产品。
- Please read this Operation Guide carefully.
使用本产品之前，请仔细阅读操作指引。
- Please follow the safety warnings.
请注意所有警告提示并遵循使用操作指引的所有指令。

In the Box / 包装清单

Cage 拓展框	× 1	Guarantee Card 保修卡	× 1
Operating Instruction 操作指引	× 1	Screen Protector 钢化膜	× 1

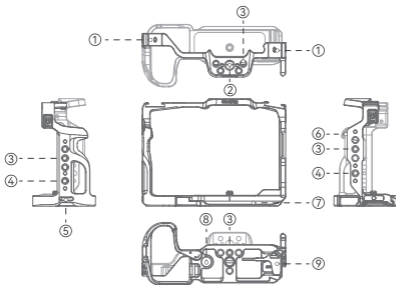
Specifications / 产品参数

Product Dimensions 产品尺寸	5.6 × 2.4 × 4.2in 141.8 × 62.0 × 106.6mm
Product Weight 产品重量	4.7 ± 0.2oz 134.0 ± 5.0g
Material(s) 主要材质	Aluminum Alloy 铝合金
Compatibility 兼容性	Nikon Z50 II 尼康 Z50 II

Specifications subject to change without prior notice. Please refer to the physical product for the most up-to-date information.

技术参数如有改动，以实物为准，恕不另行通知。

Product Details / 产品介绍



① Cold Shoe Mount
冷靴

④ 1/4"-20 Locating Hole
1/4"-20 定位孔

⑦ Arca-Swiss Quick
Release Plate
阿卡规格快装板

② ARRI 3/8"-16 Locating Hole
阿莱定位孔

⑤ Strap Slot
肩带/腕带接口

⑧ QD Socket
QD接口

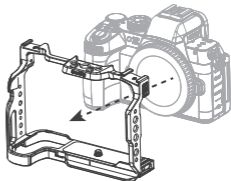
③ 1/4"-20 Threaded Hole
1/4"-20 螺纹孔

⑥ NATO Rail
滑条

⑨ Double Head Wrench
双头扳手

Installation Instructions / 安装步骤

- 1 Put the camera into the cage from the back.
将相机从后往前放入拓展框。

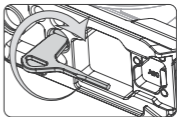
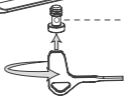
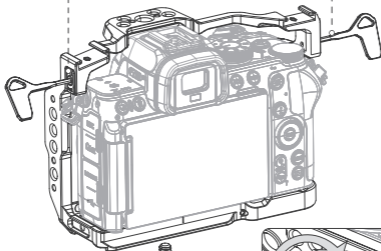
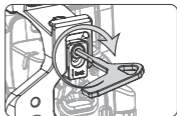
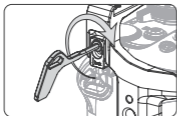


- 2 Use the double head wrench to secure the cage by tightening the 1/4"-20 screw.

通过双头扳手拧紧底部1/4"-20 螺丝，锁紧固定拓展框。

- 3 Use the double head wrench to loosen the M3 screws on the locating blocks on both sides, then slide down and tighten the M3 screws to secure the camera to the cage.

用双头扳手解锁双侧定位压块的M3螺丝，将滑块向下滑动后锁紧螺丝，用于固定拓展框和相机。



* The package does not include the camera.

* 相机机身需另购

Manufacturer: Shenzhen Leqi Innovation Co., Ltd.

Add: Rooms 103, 501 and 601, Building 5, Fenghe Industrial Park, Nos. 1301-50 Guanguang Road, Longhua District, Shenzhen, Guangdong, China.

制造商：深圳市乐其创新股份有限公司

地址：中国广东省深圳市龙华区观澜街道新澜社区观光路 1301-50 号丰和工业园厂房 5 栋 103、501、601

Consignor: Shenzhen LC Co., Ltd.

Add: Rooms 602, Building 5, Fenghe Industrial Park, No. 1301-50 Guanguang Road, Xinlan Community, Guanlan Street, Longhua District, Shenzhen, Guangdong, China.

委托商：深圳市乐长科技有限公司

地址：中国广东省深圳市龙华区观澜街道新澜社区观光路 1301-50 号丰和工业园厂房 5 栋 602

执行标准：GB/T 26572-2011

RoHS **CE**



Séparez les éléments avant de trier



中国制造

Made in China

LQ-P1405-18

SmallRig

—FREE YOUR DREAM—