

# SmallRig

“Retro” Cage for FUJIFILM X-M5

富士 X-M5“时光机”相机拓展框

(4892)

Operating Instruction / 操作指引

- Thank you for purchasing SmallRig's product.  
感谢您购买 SmallRig 产品。
- Please read this Operating Instruction carefully.  
使用本产品之前，请仔细阅读操作指引。
- Please follow the safety warnings.  
请注意所有警告提示并遵循使用操作指引的所有指令。

## Specifications / 产品参数

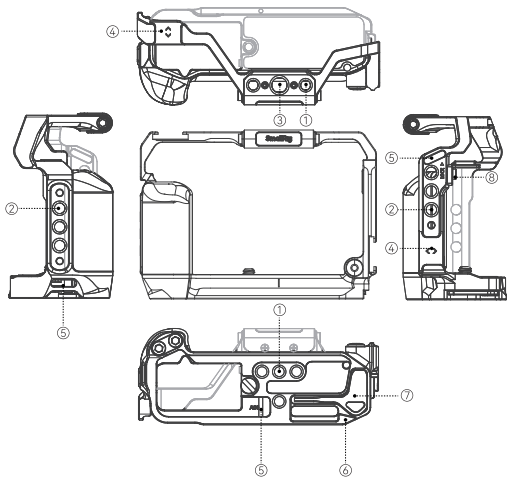
Product Dimensions 产品尺寸	5.4 × 2.1 × 3.6in 137.2 × 53.6 × 92.3mm		
Product Weight 产品重量	4.7 ± 0.2oz 133.0 ± 5.0g		
Material(s) 主要材质	Aluminum Alloy, Wood 铝合金, 木头		
In the Box 包装清单	Cage × 1 拓展框	Shutter Release Button × 1 快门按钮	
	Hot Shoe × 1 热靴盖	Windshield × 1 防风毛衣	
	Guarantee Card × 1 保修卡	Operating Instruction × 1 操作指引	

\* Compatibility / 兼容性: FUJIFILM X-M5 / 富士X-M5

\* 技术参数如有改动，以实物为准，恕不另行通知。

Specifications subject to change without prior notice. Please refer to the physical product for the most up-to-date information.

## Product Details / 产品介绍



① 1/4"-20 Threaded Hole  
1/4"-20 螺纹孔

② 1/4"-20 Locating Hole  
1/4"-20 定位孔

③ ARRI 3/8"-16 Locating Hole  
阿莱(ARRI)定位孔

④ Cold Shoe Mount  
冷靴

⑤ Strap Slot  
肩带/腕带接口

⑥ Arca-Swiss Plate  
阿卡规格快装板

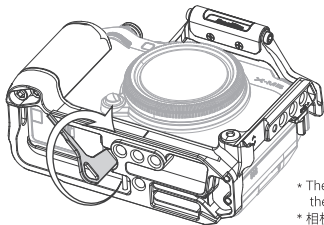
⑦ Dual Head Wrench  
双头扳手

⑧ Side Lock Adapter  
定位压块

## Cage Installation / 拓展框安装步骤

- (1) Install the camera into the cage from behind and lock the cage by tightening the 1/4"-20 screw with a dual head wrench.

将相机从后往前放入拓展框，通过1/4"-20 螺丝将相机与拓展框锁紧固定。

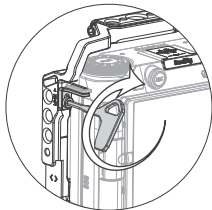
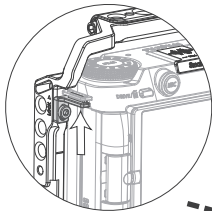


\* The package does not include the camera.

\* 相机机身需另购

- (2) Loosen the screw, push up the side lock adaptor until the camera shoulder strap hole is fixed, then tighten the screw.


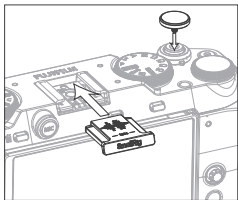
拧松螺丝，向上推定位压块直到固定住相机肩带环，锁紧螺丝。





\* The package does not include the camera.

\* 相机机身需另购

## Hot Shoe and Shutter Release Button Installation 热靴盖和快门按钮安装步骤



## Windshield Installation Instruction 防风毛衣安装步骤



- \* The package does not include the camera.
- \* 相机机身需另购

Manufacturer: Shenzhen Leqi Innovation Co., Ltd.

Add: Rooms 103, 501 and 601, Building 5, Fenghe Industrial Park, Nos. 1301-50 Guanguang Road, Longhua District, Shenzhen, Guangdong, China.

制造商: 深圳市乐其创新股份有限公司

地址: 中国广东省深圳市龙华区观澜街道新澜社区观光路 1301-50 号丰和工业园  
厂房 5 栋 103、501、601

Consignor: Shenzhen LC Co., Ltd.

Add: Rooms 602, Building 5, Fenghe Industrial Park, No. 1301-50 Guanguang Road, Xinlan Community, Guanlan Street, Longhua District, Shenzhen, Guangdong, China.

委托商: 深圳市乐长科技有限公司

地址: 中国广东省深圳市龙华区观澜街道新澜社区观光路 1301-50 号丰和工业园  
厂房 5 栋 602

执行标准: GB/T 26572-2011

LQ-P1396-18



中国制造  
Made in China



*Séparez les éléments avant de trier*