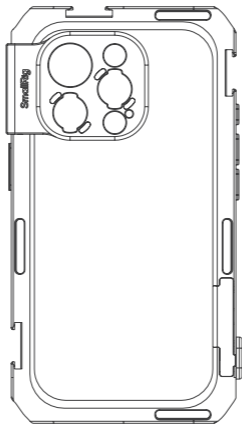


SmallRig



iPhone 16 Pro / Pro Max

Mobile Video Cage Basic Edition 专用视频拓展框简约版

Operating Instruction / 操作指引

Thank you for purchasing SmallRig's product.

Warnings / 重要提示

- Please read this Operating Instruction carefully.
请认真阅读本操作指引。
- Please do not use the product in water because it is not dust or water proof.
请勿在水中使用，本产品不具备防尘、防水功能。
- Do not let the product fall to the ground, be hit, or suffer a violent impact.
请勿让产品掉落到地面、受到碰撞或强烈冲击。

Product Description / 产品介绍

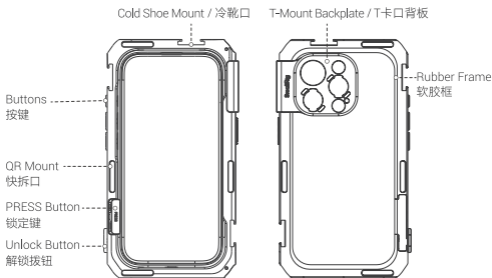
Introducing SmallRig's iPhone 16 Series video cages, tailored for iPhone 16 Pro / Pro Max users seeking professional video and live broadcasting solutions. This kit includes a specialized video cage and a protective rubber frame. The cage provides all-around protection with a precise fit while not obstructing button access during shooting. The T-mount lens backplate allows for easy attachment of external lenses. Interchangeable with a 17mm threaded lens backplate or a 67mm magnetic filter adapter, this T-mount lens backplate supports attaching various optical accessories. Featuring a cold shoe mount and 1/4"-20 threaded holes, it supports attaching various accessories like lighting, microphones, tripods, handles, straps, and more for versatile shooting setups. Compatible with standard 1/4"-20 screw-connected handles or tripods, it also integrates seamlessly with the SmallRig quick release ecosystems providing more efficiency.

欢迎使用SmallRig iPhone 16系列专用拓展框简约版，本套件为手机专业视频拍摄提供拓展方案。拓展框套件由手机拓展框和软胶框组成，拍摄时不影响手机按键使用，且能为手机提供紧密贴合的全方位安全保护。标配的T卡口镜头背板可拓展T卡口规格的手机外接镜头。背板可拆卸并替换为17mm螺纹镜头背板或67mm磁吸滤镜转接环，拓展更多光学生态。通过框体上的冷靴口和1/4"-20螺纹孔，拓展框在手机拍摄时可支持拓展灯光、麦克风、三脚架、侧手柄、上手提、腕带、肩带等设备，搭建手持拍摄或三脚架稳定拍摄的场景。在拓展手柄/上手提/三脚架时，本品不仅可兼容常规1/4"-20螺丝连接的手柄/上手提/三脚架，也支持SmallRig经典快拆生态系统，方便快捷，稳固高效。

In the Box / 包装清单

Video Cage (with T-mount Lens Backplate) 手机专用拓展框（带T卡口镜头背板）	× 1	Operating Instruction 操作指引	× 1
Protective Rubber Frame 软胶框	× 1	Guarantee Card 保修卡	× 1

Product Details / 产品介绍



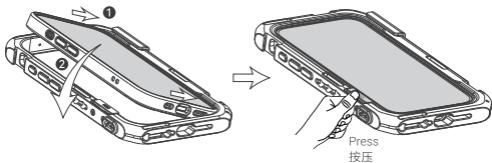
Product Installation / 产品安装

1. Phone Assembly / Disassembly | 装取手机

- (1) **Phone Assembly:** Insert the phone with the rubber frame into the cage, as shown in the picture, and secure it by pressing the button.
(Ensure the "PRESS" button is unlocked before mounting the phone).

装入手机: 将手机(裸机)装入软胶框中, 然后如图示方向将手机装入拓展框, 按压"PRESS"按钮完成上锁。(放入手机之前, 请确保"PRESS"按钮处于解锁状态)。



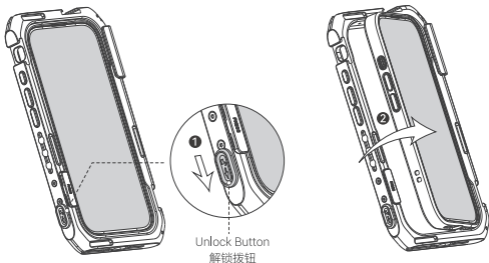


The side with "PRESS" printed on the left is the front side. When assembling, please follow the directions shown to mount the phone.

装取手机时请注意分辨拓展框正面与背面，左侧印有“PRESS”的一面为正面。安装时请按照图示方向装入手机。

(2) **Phone Disassembly:** Toggle the unlock button down, causing the "PRESS" button to pop up, then remove the phone.

取出手机：向下拨动解锁拨钮，“PRESS”按钮向上弹起，随后取出手机。

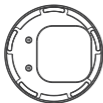


- (3) **Incorporating External Lenses or Filters:** The cage comes with a T-mount Backplate for T-mount external mobile phone lens usage. To incorporate 17mm threaded lens or 67mm filters, the 17mm Threaded Lens Backplate for iPhone 16 series Cage (ID 5009) or Magnetic 67mm Filter Adapter (ID 5010) is required (Note that the baseplate and the adapter are sold separately). Remove the T-Mount Backplate on the cage as illustrated, and insert the replacement backplate to facilitate the use of external lenses or filters.

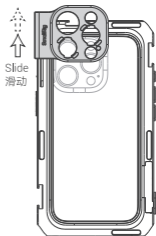
使用外接镜头或滤镜： 拓展框标配T卡口镜头背板，可使用T卡口外接手机镜头。若需使用17mm螺纹镜头或67mm滤镜转接环，需购买单独销售的拓展框17mm螺纹镜头背板 (ID 5009) 或拓展框67mm滤镜转接环 (ID 5010)；如图所示取下拓展框镜头侧的T-卡口镜头背板，滑入需替换的背板即可使用外接镜头或滤镜。



17mm Threaded Lens Backplate
(Sold Separately)
17mm 螺纹镜头背板 (需另购)



67mm Magnetic Filter Adapter
(Sold Separately)
67mm 磁吸滤镜转接环 (需另购)



Please note:

When using the cage with the third-party case or the SmallRig FilMov series case, the lens protection on the case may interfere with the lens backplate of the cage. Please check before use.

请注意：

若将拓展框与第三方手机壳或SmallRig FilMov系列手机壳一起使用时，手机壳上的镜头保护设计可能会与拓展框镜头背板产生干涉。使用前请注意确认。

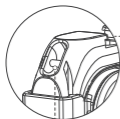
2. Wristband or Shoulder Strap Attachment | 使用腕带或肩带

- (1) **Wristband Attachment:** Insert the wristband rope into the wristband hole at the bottom of the cage and secure to use.

使用腕带: 将腕带绳装入拓展框右侧底部的腕带孔, 装上腕带即可使用。

- (2) **Shoulder Strap Attachment:** Insert the shoulder strap rope into the shoulder strap holes at the top and bottom of the cage, secure to use.

使用肩带: 将肩带绳分别装入拓展框右侧顶部和底部的肩带孔, 装上肩带即可使用。



Shoulder Strap Hole
肩带孔



Shoulder Strap Hole / 肩带孔

3. Expanded Functionality | 拓展功能

- (1) There are multiple standard 1/4"-20 threaded holes on each side of the cage for attaching side handles, top handles, and tripods with 1/4"-20 screws. There are two standard cold shoe mounts on the cage for attaching accessories like lights, microphones, and more.

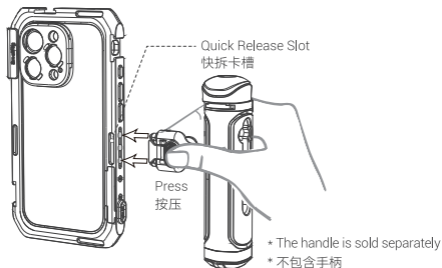
在拓展框四边框体上分别有标准1/4"-20 螺纹孔, 用于拓展以1/4"-20 连接的侧手柄、上手提和三脚架。拓展框有2个标准冷靴口, 用于拓展以冷靴连接的补光灯、麦克风等设备。

- (2) **Quick Release:** There is a quick release interface on each of the four sides of the cage. The quick release interfaces incorporate with the 1/4"-20" threaded holes on the cage, facilitating the usage of SmallRig's unique Quick Release Ecosystem.

快拆拓展: 在拓展框四边框体上分别有1个快拆卡槽, 卡槽与框体上的1/4"-20 螺纹孔相互配合, 可拓展SmallRig独有的快拆生态系统。

- (3) **Quick Release Lock:** Align the locating pins of the quick release adapter with the upper and lower 1/4"-20 threaded holes on the cage, as shown below, and press the handle. A distinct "click" sound indicates that the side handle has been securely locked into the cage.

快拆锁定: 将快拆转接头上的定位柱对准拓展框上的上下两个1/4"-20 螺纹孔, 侧向按压侧手柄直至快拆锁扣发出“咔哒”声, 表明锁扣已成功锁入快拆卡槽。



Specifications / 产品参数

5008 [iPhone 16 Pro]

Product Dimensions 产品尺寸	6.6 × 3.6 × 0.5in 168.6 × 90.6 × 12.5mm
Product Weight 产品总重量	4.4 ± 0.2oz 124.0 ± 5.0g
Material(s) 主要材质	Aluminum Alloy 铝合金

5006 [iPhone 16 Pro Max]

Product Dimensions 产品尺寸	7.2 × 3.8 × 0.5in 182.0 × 96.8 × 12.5mm
Product Weight 产品总重量	4.8 ± 0.2oz 136.0 ± 5.0g
Material(s) 主要材质	Aluminum Alloy 铝合金

Manufacturer: Shenzhen Leqi Innovation Co., Ltd.

Add: Rooms 103, 501 and 601, Building 5, Fenghe Industrial Park, Nos. 1301-50 Guanguang Road, Longhua District, Shenzhen, Guangdong, China.

制造商: 深圳市乐其创新股份有限公司

地址: 中国广东省深圳市龙华区观澜街道新澜社区观光路 1301-50 号丰和工业园厂房 5 栋 103、501、601

Consignor: Shenzhen LC Co., Ltd.

Add: Rooms 602, Building 5, Fenghe Industrial Park, No. 1301-50 Guanguang Road, Xinlan Community, Guanlan Street, Longhua District, Shenzhen, Guangdong, China.

委托商: 深圳市乐长科技有限公司

地址: 中国广东省深圳市龙华区观澜街道新澜社区观光路 1301-50 号丰和工业园厂房 5 栋 602

执行标准: GB/T 26572-2011

LQ-P1382-18

RoHS

CE



**LE TRI
+ FACILE**



Boîte 15



Papier 5



Pochette 2*



Séparez les éléments avant de trier



Made in China

中国制造