


# SmallRig



**Vibe P108 Full Color mini LED Video Light**  
("Phonograph" Limited Edition)

User Manual

- Thank you for purchasing SmallRig's product.
- Please read this User Manual carefully.
- Please follow the safety warnings.

## Warnings

- Please read this User Manual carefully.
- Do not use the product in water because it is not dust or water proof.
- Do not let the product fall to the ground, be hit or suffer violent impact.
- Do not use the product in the completely closed environment, or it may lead to rise of internal temperature, which causes product failure, ignition or other accident.
- Do not look straight at the LED bead in use from close range, or it may cause visual impairment.
- Do not place the product nearby any combustible or volatile solution, or it may cause a fire disaster or smog.
- Be sure to power the product off when it is not in use.
- Never remove the non-detachable lithium battery without permission.
- Do not pick up the camera by grabbing the holder of the filling light.
- The battery's state of charge (SOC) is  $\leq 30\%$  of the rated design capacity at the time of leaving the factory.
- When the battery is not in use for a long time, please charge and discharge the battery every 6 months, and provide it with about 60% of the electric quantity to prolong its use life.
- Since there are some hazardous substances in the battery, please do not discard it. Instead, dispose of the product that is damaged or will never be used according to the waste management measures.



Please refrain from disassembling the product or the battery. If there's any problem with the product, please contact the purchase platform for after-sales assistance.

## In the Box



Vibe P108 RGB Video Light × 1




USB-C Charging Cable × 1

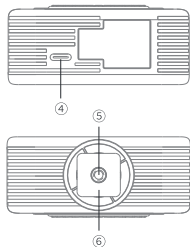
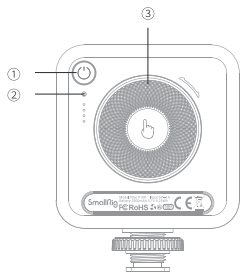


User Manual × 1

## Specifications

Product Model	P108
Color Temperature	2700K ~ 6500K
100% Light Flux / Lm Cold Light	$\geq 250\text{Lm}$ (Max)
Color Rendering Index	$\geq 95$
Maximum Power Consumption	5W
Battery Parameter	2500mAh / 3.7V / 9.25Wh
Compensatory Range	$\leq 5\text{m}$
Lamp Beads	108
Product Dimensions	72.0 × 89.0 × 31.6mm
Operating Temperature	-10°C ~ 50°C
Input	5V  1A

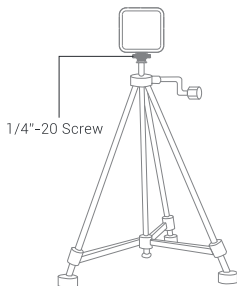
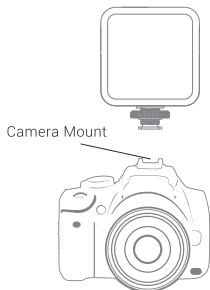
## Product Details



- ① On / Off Button
- ② The Indicator Light
- ③ Adjust / Press the Knob Button
- ④ Charging Port
- ⑤ 1/4"-20 Threaded Hole
- ⑥ Cold Shoe Mount

Note: the brightness and color temperature of the light can be adjusted when the non-polar knob is clockwise / counterclockwise. When the key is pressed toggle the color temperature or brightness adjustment

## Installation Instructions for LED Video Light



When the fill-up light is installed on the camera, SLR, and tripod

1. Insert the cold shoe adapter of the LED video light directly into the camera mount and tighten it clockwise.
2. Tighten the screw hole at the joint of the cold shoe connection at the bottom of the light and the screws on the tripod, then adjust the proper Angle of the light for light filling operation.

## Product Introduction

This product Vibe P108 LED video light adopts 2700K ~ 6500K LED light source. Click to adjust the color temperature, knob switch can adjust the brightness.

## Product Function Description and Characteristics

1. This product is composed of 3 kinds of lamp beads, including 40 LEDs with a color temperature of 2700K ~ 3000K, 40 LEDs with a color temperature of 6000K ~ 6500K, and 28 LEDs in RGB.
2. Two-color temperature lamp beads in cold and warm light mode can be infinitely adjusted, and different atmosphere effects can be set, such as sunrise and sunset.
3. RGB mode color gamut 0° ~ 360° stepless adjustment to meet various color needs.
4. 12 kinds of scene atmosphere special effects to simulate various scene lighting.
5. Built-in high-capacity 2500mAh lithium battery, allowing you to use one-day long .

## Directions for Use

### 1. Switch / Lighting button

Press the power button with 1.5S to switch the light On / Off

### 2. Mode switch

A total of 14 light effects to switch the modes, the police light mode is light effect: cold and warm light effect, save light effect, fire special effect, RGB slow speed, RGB fast effect, short-time lightning 2, lightning 2 special effect, screen special effect mode, candle special effect, fireworks special effects, pulse effects, disco, RGB effects.

### 3. Color temperature / gamut adjustment

Cold and warm light mode and RGB mode, rotate the knob to adjust color temperature/color gamut, color temperature adjustable range: 2700K ~ 6500K; color gamut adjustable range 0° ~ 360°.

### 4. Brightness adjustment

Cold and warm light mode and RGB mode, short button to adjust the brightness, a total of four levels of brightness adjustment, four white LED indicators represent the brightness level respectively: 1 represents the current brightness level 1, 2 represents the current brightness level 2, 3 LEDs Represents the current brightness of 3 levels, and 4 means the current brightness of 4 levels; in the special effect mode, turn the knob to adjust the brightness.

### 5. Indicator light

- **Working indicator:** green LED indicator\*1, the green indicator flashes after booting.
- **Battery indicator:** White LED indicator\*4, 1 light on means 25% power, 2 lights on means 50% power, 3 lights on means 75% power, 4 lights on means 100% power.
- **Charging indicator:** White LED indicator\*4 flashes in sequence when charging, and 4 white LED indicators are always on when fully charged.

## Service Warranty

---

Please keep your original receipt and guarantee card. Be sure the dealer has written on it the date of purchase and SN of the product. These are required for warranty service.

### After-sale Warranty Terms

SmallRig products are entitled to warranty services as of the date of payment.

- Electronic products (except V mount battery): 1-year warranty.
- V mount battery: 2-year warranty.
- Non-electronic products: 2-year warranty.

Note: In case of any conflict between our warranty period policy and applicable laws and regulations of the country / region where the products are sold, the latter shall prevail.

## Contact Information

- You're advised to contact the online customer service personnel of corresponding shopping platform and submit a repair service application.
- You may also apply for repair service through SmallRig's service email.  
Service Email: support@smallrig.com

## Warranty Mode

- For the products within the scope of warranty, SmallRig will repair or replace them on the basis of specific failures; the repaired / replaced products / parts are entitled to the remaining part of the original warranty period.

## This Warranty Does Not Cover

1. If users fail to adhere to the "Operating Instruction" or any "Warnings" stated in the user manual, resulting in a quality failure, it falls outside the scope of warranty coverage.
2. The product identification or SN label is removed or defaced in any way.
3. Product damage caused by problems not attributable to the quality of the products such as improper use of the products.
4. Product damage caused by unauthorized modification, disassembly, repair and other acts.
5. Product damage caused by fires, floods, lightning and other force majeure factors.

## Guarantee Card

ID No.	
Item Name	
Purchase Date	
User Name	
Mobile	
Address	
Receipt	

EC	REP	Sea&Mew Accounting Ltd, Electric Avenue Vision 25, London, Enfield EN3 7GD, Billy Han, info@seamew.net
----	-----	--

UK	REP	GAVIMOSA CONSULTORIA, SOCIEDAD LIMITADA, CASTELLANA 9144, 28046 Madrid, Jorge Wilson, compliance.gavimosa@outlook.com
----	-----	---

Manufacturer: Shenzhen Leqi Innovation Co., Ltd.

Add: Rooms 103, 501 and 601, Building 5, Fenghe Industrial Park, Nos. 1301-50 Guanguang Road, Longhua District, Shenzhen, Guangdong, China.

Consignor: Shenzhen LC Co., Ltd

Add: Rooms 602, Building 5, Fenghe Industrial Park, No. 1301-50 Guanguang Road, Xinlan Community, Guanlan Street, Longhua District, Shenzhen, Guangdong, China.

CE FC RoHS



Points de collecte sur [www.quefairedemesdechets.fr](http://www.quefairedemesdechets.fr)  
Privilégiez la réparation ou le don de votre appareil !



Made in China




Séparez les éléments avant de trier



ETICHETTATURA AMBIENTALE  
ENVIRONMENTAL LABELING

WE ARE HERE FOR YOU  
服务与支持

# SmallRig



Vibe P108 全彩mini补光灯  
(留声机限量款)

用户手册

- 感谢您购买 SmallRig 产品。
- 使用本产品之前，请仔细阅读用户手册。
- 请注意所有警告提示并遵循使用用户手册的所有指令。

## 重要提示

- 请认真阅读本用户手册。
- 请勿在水中使用，本产品不具备防尘、防水功能。
- 请勿让产品掉落地面、受到碰撞或强烈冲击。
- 请勿在完全封闭的环境下使用，否则可能使内部温度升高而导致产品故障、起火或意外事故。
- 请勿近距离直视使用中的LED灯珠，否则可能使视力受损。
- 请勿将产品放置在可燃或易挥发的溶液附近，否则可能引发火灾或产生烟雾。
- 此产品使用完毕后务必将产品关机。
- 本产品内置式不可拆卸锂电池，严禁擅自拆机。
- 切勿抓住补光灯的灯头拿起摄像机。
- 电池在出厂时的荷电量 (SOC)  $\leq 30\%$  额定设计容量。
- 电池在长时间储存不用时，应在6个月内进行一次充放电维护，并恢复60%左右的带电量，以延长电池的使用寿命。
- 电池内部有少许有害物质，请勿任意丢弃，请将损坏或是不再使用的产品，依照废弃物管理办法回收处理。



请勿拆卸产品或拆解电池，如果您怀疑产品有任何问题，请联络购买平台，申请售后处理。

## 包装清单



Vibe P108 全彩补光灯 × 1



USB-C 充电线 × 1

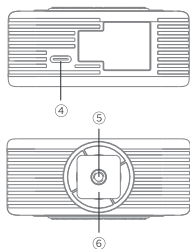
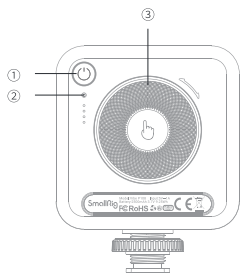


用户手册 × 1

## 规格参数

产品型号	P108
色温	2700K ~ 6500K
100%光通量 / Lm	$\geq 250\text{Lm}$ (最大功率)
显色指数	$\geq 95$
最大功率	5W
电池规格	2500mAh / 3.7V / 9.25Wh
补光射程	$\leq 5\text{m}$
灯珠数量	108颗
体积 (长 × 宽 × 高)	72.0 × 89.0 × 31.6mm
工作温度	-10°C ~ 50°C
输入	5V ■ 1A

## 产品结构介绍



① 开 / 关机键

② 指示灯

③ 调节旋钮键 / 按键

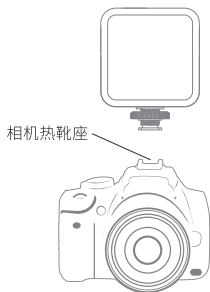
④ 充电接口

⑤ 固定螺丝孔 (Φ1/4英寸)

⑥ 冷靴接口

注:无极旋钮顺时针 / 逆时针旋转时,可以调节灯的亮度和色温。当按下按键时则切换色温或亮度调节。

## 补光灯安装说明



当补光灯安装到摄像机、单反相机和三脚架时

1、直接将补光灯的冷靴滑入相机热靴座,顺时针拧紧加固。

2、把补光灯底部冷靴接口处的螺丝孔和三角架上的螺丝拧紧即可,调整补光合适的角度进行补光作业。

## 产品介绍

本产品P108补光灯采用了2700K~6500K LED光源,单键可以调色温、亮度,是视频拍摄的理想配件,另外还可以用于手机自拍补光、直播照明、户外照明等使用环境。




## 产品功能说明及特性

1. 本产品共由3种灯珠组合而成,其中色温2700K~3000K 40颗,色温6000K~6500K 40颗,RGB灯珠 28颗。
2. 冷暖光模式双色温灯珠无极调节,可设置不同氛围效果,如日出日落。
3. RGB模式色域0°~360°无极调节,满足各种色彩需求。
4. 12种情景氛围特效,模拟各种场景灯光。
5. 内置高容量2500mAh锂电池,让您使用更持久,更方便。

## 使用说明

### 1、开 / 关机键

长按  键1.5S 开启或关闭设备。


### 2、模式切换

短按旋钮键切换模式,共14种模式,依次为: 冷暖光模式,警灯特效,救护车灯特效,消防车灯特效,RGB慢速渐变特效,RGB快速渐变特效,闪电1特效,闪电2特效,荧幕特效特效,烛火特效,烟花特效,脉搏特效,蹦迪特效,RGB模式。

### 3、色温 / 色域调节

冷暖光模式和RGB模式,旋转旋钮调节色温 / 色域,色温可调范围: 2700K ~ 6500K;色域可调范围0° ~ 360°

### 4、亮度调节

冷暖光模式和RGB模式,短按  键调节亮度,共四档亮度调节,亮度调节时四颗白色LED指示灯分别代表亮度等级:1颗代表当前亮度1档,2颗代表当前亮度2档,3颗代表当前亮度3档,4颗代表当前亮度4档;特效模式时旋转旋钮调节亮度。

### 5、指示灯

- 工作指示灯:绿色LED指示灯\*1颗,开机后绿色指示灯闪烁。
- 电量指示灯:白色LED指示灯\*4颗,1颗灯亮代表电量25%,2颗灯亮代表电量50%,3颗灯亮代表电量75%,4颗灯亮代表电量100%。
- 充电指示灯:充电时白色LED指示\*4颗依次闪烁,充满后4颗白色LED指示灯常亮。

## 保修条款

请保留您的原始购买单据及保修卡,同时包含您的购买日期、产品序列号等,这些资料质保服务时均需要提供。

### 售后质保条款

SmallRig产品自下单付款之日起享有质保服务。

- 电子产品(除V口电池): 1年质保。
- V口电池: 2年质保。
- 非电子产品: 2年质保。

注:若销售地国家或地区的适用法律法规有冲突的,以销售地国家或地区有关质保期的法律法规为准。

## 质保无效说明

1. 当用户违反操作指引或用户手册中“重要提示”任何一条导致的质量失效,不在质保范围内。
2. 产品序列号标识已经被撕毁或无法辨识,不在质保范围。
3. 产品使用不当等非产品本身质量问题,而造成的产品损坏,不在质保范围。
4. 非官方指导的私自改装、拆解、维修等行为而造成的损坏,不在质保范围。
5. 因火灾、水灾、雷击等不可抗力造成的产品损坏,不在质保范围。

## 维修方式

• 属于质保范围的,SmallRig 根据产品具体的故障对产品进行维修或更换; 维修后的产品 / 部件享受原有保修期的剩余时长。

## 联系方式

- 建议您优先前往相应购买平台联系在线客服,提出产品维修申请。
- 您也可以通过 SmallRig 服务邮箱申请维修服务。

服务邮箱: support@smallrig.com

## 保修卡

ID编号	
产品名称	
购买日期	
用户姓名	
用户电话	
用户地址	
购买单据	

执行标准: GB 7000.1-2015

LQ-B174-18

制造商: 深圳市乐其创新股份有限公司

地址: 中国广东省深圳市龙华区观澜街道新澜社区观光路 1301-50 号丰和工业园厂房 5 栋 103、501、601

委托商: 深圳市乐长科技有限公司

地址: 中国广东省深圳市龙华区观澜街道新澜社区观光路 1301-50 号丰和工业园厂房 5 栋 602

CE FCC RoHS



中国制造