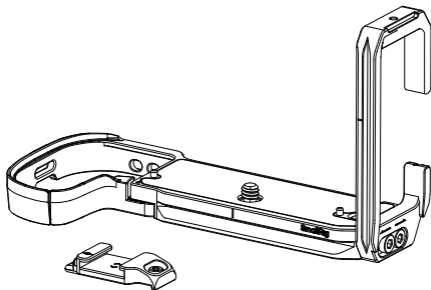


SmallRig



L-shaped Mount Plate for Canon EOS R5 Mark II 佳能 EOS R5 Mark II L型安装板

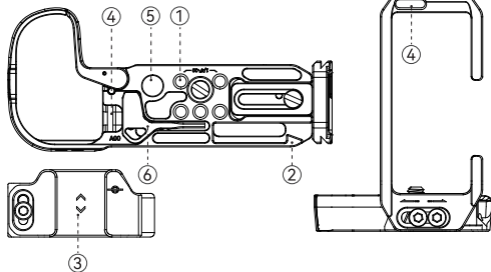
Operating Instruction / 操作指引

- Thank you for purchasing SmallRig's product.
感谢您购买 SmallRig 产品。
- Please read this Operation Guide carefully.
使用本产品之前，请仔细阅读操作指引。
- Please follow the safety warnings.
请注意所有警告提示并遵循使用操作指引的所有指令。

In the Box / 包装清单

L-shaped Mount Plate	× 1	Allen Wrench	× 1
L型安装板		六角扳手	
Locating Block with Cold Shoe Mount	× 1	Guarantee Card	× 1
冷靴支撑压块		保修卡	
Operating Instruction	× 1		
操作指引			

Product Details / 产品介绍



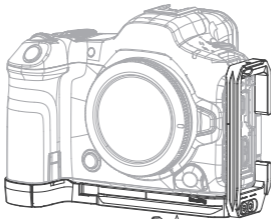
- | | |
|---|----------------------------|
| ① 1/4"-20 Threaded Hole
1/4"-20 螺纹孔 | ④ Strap Slot
肩带 / 腕带接口 |
| ② Arca-Swiss Quick Release Plate
阿卡规格快装板 | ⑤ QD Socket
QD 接口 |
| ③ Cold Shoe Mount
冷靴 | ⑥ Dual-Head Wrench
双头扳手 |

L-Bracket Mounting Instruction / L型竖拍板安装步骤

1. Standard Mounting of the L-Bracket / 标准场景安装

Secure the L-shaped mounting plate and camera by tightening the bottom 1/4"-20 screw.

通过拧紧底部1/4"-20螺丝锁紧固定L型安装板和相机



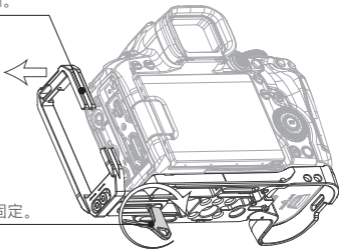
- * The package does not include the camera
- * 相机机身需另购



2. Mount the Extended L-Bracket / 拉伸场景安装

- 1 Move the side plate to the left.
将侧板移动至最左侧。

- * The package does not include the camera
- * 相机机身需另购

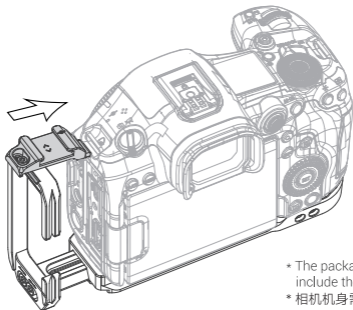


- 2 Secure it by the Dual-Head Wrench.
通过双头扳手锁紧固定。

(2) Slide the Locating block into the camera strap slot from left to right, then fix it by tightening the screws.

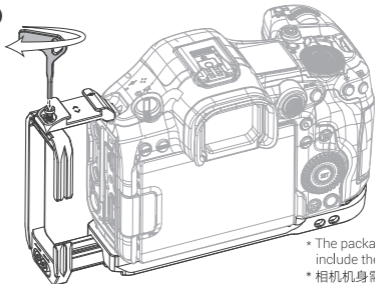
将定位压块从左往右滑进相机肩带槽，通过锁紧螺丝固定。

1



- * The package does not include the camera
- * 相机机身需另购

2

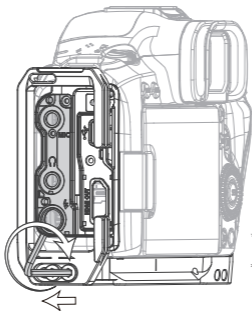


- * The package does not include the camera
- * 相机机身需另购

3.Side plate move forward and backward / 侧板前后移动

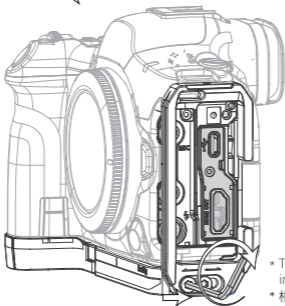
The side plate can adjust front and back by 5mm / 0.2in without obstructing the camera's side HDMI, microphone, and other interfaces.
侧板可前后调整5mm / 0.2英寸，不会遮挡相机侧面的HDMI、麦克风等接口

1



- * The package does not include the camera
- * 相机机身需另购

2



- * The package does not include the camera
- * 相机机身需另购

Specifications / 产品参数

Product Dimensions 产品尺寸	5.90 × 2.60 × 3.5in 149.1 × 66.1 × 89.0mm
Product Weight 产品重量	5.35 ± 0.2oz 151.7 ± 5g
Material (s) 主要材质	Aluminum Alloy 铝合金

Manufacturer: Shenzhen Leqi Innovation Co., Ltd.

Add: Rooms 103, 501 and 601, Building 5, Fenghe Industrial Park, Nos. 1301-50 Guanguang Road, Longhua District, Shenzhen, Guangdong, China.

制造商: 深圳市乐其创新股份有限公司

地址: 中国广东省深圳市龙华区观澜街道新澜社区观光路 1301-50 号丰和工业园
厂房 5 栋 103、501、601

Consignor: Shenzhen LC Co., Ltd.

Add: Rooms 602, Building 5, Fenghe Industrial Park, No. 1301-50 Guanguang Road, Xinlan Community, Guanlan Street, Longhua District, Shenzhen, Guangdong, China.

委托商: 深圳市乐长科技有限公司

地址: 中国广东省深圳市龙华区观澜街道新澜社区观光路 1301-50 号丰和工业园
厂房 5 栋 602

执行标准: GB/T 26572-2011

LQ-P1378-18



Séparez les éléments avant de trier

中国制造
Made in China

